statistics

Breakdown

Fleet Management Company Portfolios by Size of Client Fleets

MIKE ALBERT

Fleet Size	% of Clients
10-25	46%
26-50	19%
51-100	17%
101-250	12%
251+	6%

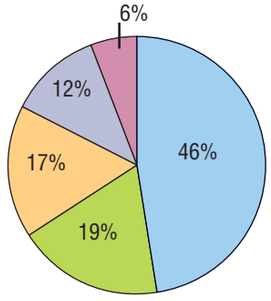

ARI

Fleet Size	% of Clients
10-50	52%
51-999	40%
1,000+	8%

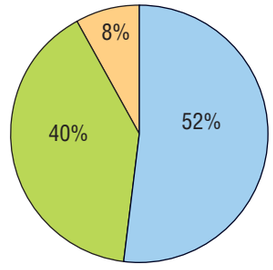

DONLEN CORPORATION

Fleet Size	% of Clients
10-50	40%
51-200	32%
201-500	16%
501+	12%

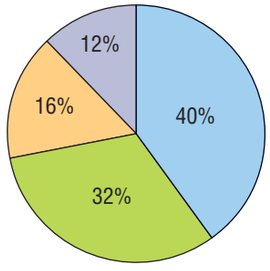

EMKAY

Fleet Size	% of Clients
10-25	3%
26-50	21%
51-100	23%
101-200	27%
201-500	13%
501-1,000	9%
1,001+	4%

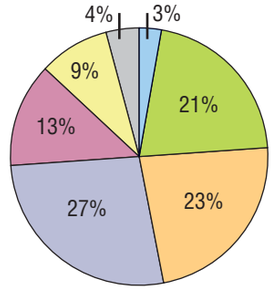

ENTERPRISE FLEET MGMT.

Fleet Size	% of Clients
10-25	5%
26-50	53%
51-100	37%
101-200	5%

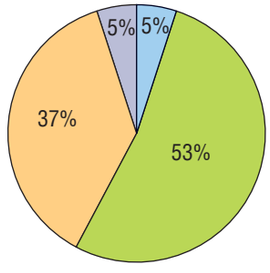

GE CAPITAL FLEET SERVICES

Fleet Size	% of Clients
10-50	47%
51-999	48%
1,000+	5%

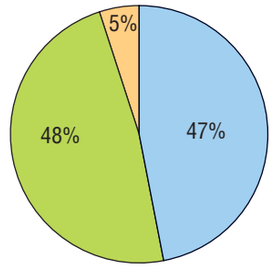

LEASEPLAN USA

Fleet Size	% of Clients
51-100	37%
101-200	22%
201-500	20%
501-1,000	10%
1,001+	11%

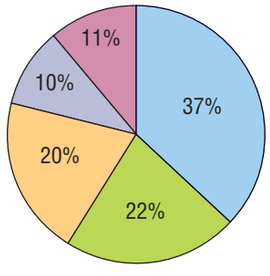

WHEELS
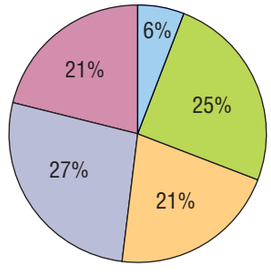
Fleet Size	% of Clients
10-50	6%
51-300	25%
301-500	21%
501-1,500	27%
1,501+	21%